




## **KIT ADMISSION DIRECTE** **DIRECT INDUCTION KIT**

VW GOLF III GT TDI  
with flow-meter

S.A.S.

**Chrono'Sport**

122 rue du faubourg Saint Jean  
ZA de l'AVELON - 60000 BEAUVAIS -  
FRANCE

 00.33.3.44.02.64.64

 00.33.3.44.02.87.10

**Part n° :P19**

# **FITTING INSTRUCTION**

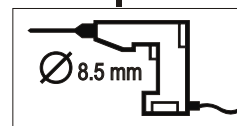


1/ Remove the upper part of the air box.  
Disconnect the air flow-meter (1)  
from the air box.

2/ Fix Green filter (3) to the flow meter (1).

3/ Mark the position of the attaching  
bracket on the upper cross member (4).

4/ Drill an 8.5 mm diameter hole in  
the upper cross member to fix the  
attaching bracket (4) with screws  
provided. Connect the electric socket of  
the flow meter.(5)

5/ **IMPORTANT** : do not fill up the pipe on  
the original air box.



### **IMPORTANT:**

The running of your engine is linked directly with the maintenance of the air filter. Clean your air filter every 7000 kms or 4500 miles with Green cleaning products..

### **WARRANTY:**

The air filter guarantee is for defects in materials and workmanship only. Guarantee is void if the air filter is damaged by an accident, unreasonable use, neglect, misuse, abuse, improper installation or other causes not arising out of defects in materials and workmanship. The induction kit is a technical product so it is necessary to have some basic mechanical skills. If problems do not hesitate to have your induction kit fitted by a professional.