



KIT ADMISSION DIRECTE DIRECT INDUCTION KIT

VW GOLF III GTI 8V

S.A.S.
Chrono'Sport
122 rue du faubourg Saint Jean
ZA de l'AVELON - 60000 BEAUVAIS -
FRANCE
00.33.3.44.02.64.64
00.33.3.44.02.87.10

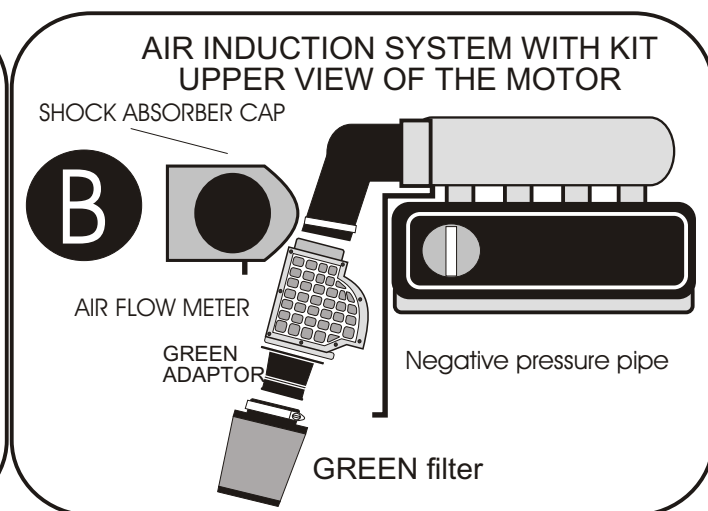
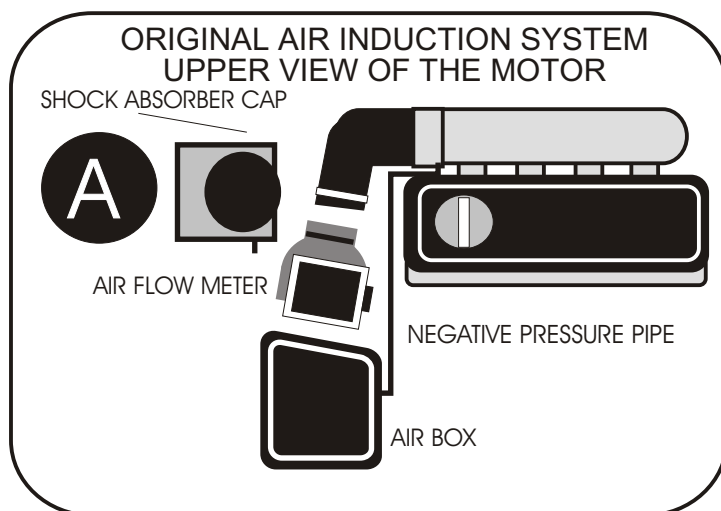
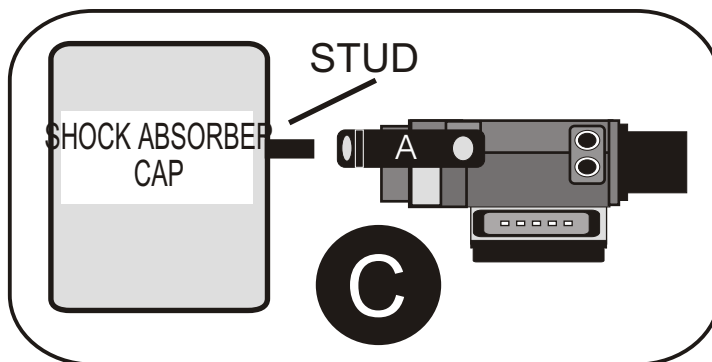
Part n° :P250

FITTING INSTRUCTION

- Remove the complete air box.
- Remove the air flow meter .
- Remove the small negative pressure connected to the air box and block up its hole .

-Fix the attaching bracket to the air flow meter as in diagram C .

-The air flow meter must be fit to the plastic carter towards the low.



IMPORTANT:

The running of your engine is linked directly with the maintenance of the air filter. Clean your air filter every 7000 kms or 4500 miles with Green cleaning products.

WARRANTY:

The air filter guarantee is for defects in materials and workmanship only. Guarantee is void if the air filter is damaged by an accident, unreasonable use, neglect, misuse, abuse, improper installation or other causes not arising out of defects in materials and workmanship. The induction kit is a technical product so it is necessary to have some basic mechanical skills. If problems do not hesitate to have your induction kit fitted by a professional.